



KME

Maschine	Art.Nr.	Konfiguration
CM82C-LD		1608 NOZZLE Ø 0.8/ Ø 0.5
CM82C-LD		2125 NOZZLE Ø 1.2/ Ø 0.9
CM82C-LD		3216 NOZZLE Ø 1.6/ Ø 1.2
CM82C-LD		0.9

CM82C-ME, MD	1218C1-12092	1005 NOZZLE Ø 0.6/ Ø 0.4
CM82C-ME, MD	1218C1-12082	1608 NOZZLE Ø 0.8/ Ø 0.5
CM82C-ME, MD	1218C1-12072	2125 NOZZLE Ø 1.2/ Ø 0.9
CM82C-ME, MD	1218C1-12062	3216 NOZZLE Ø 1.6/ Ø 1.2
CM82C-ME, MD	1218C1-12112	IC SMALL Ø 3.0/ Ø 2.3
CM82C-ME, MD		IC MIDDLE Ø 4.0/ Ø 3.0
CM82C-ME, MD	1227C0-12141	IC LARGE Ø 6.0/ Ø 4.4
CM82C-ME, MD	1218C1-12132M	2125 MELF NOZZLE Ø 1.2/ Ø
CM82C-ME, MD	1313C1-11010	FIXED CUTTER
CM82C-ME, MD	1313C1-11031	MOVING CUTTER
CM82C-ME, MD	1227C0-11020	NOZZLE GUIDE




CM82C-MG	1227C0-12091	1005 NOZZLE Ø 0.6/ Ø 0.4
CM82C-MG	1227C0-12081	1608 NOZZLE Ø 0.8/ Ø 0.5
CM82C-MG	1227C0-12071	2125 NOZZLE Ø 1.2/ Ø 0.9
CM82C-MG	1127C0-12061	3216 NOZZLE Ø 1.6/ Ø 1.2
CM82C-MG	1127C0-12111	IC SMALL Ø 3.0/ Ø 2.0
CM82C-MG		IC MIDDLE Ø 4.0/ Ø 3.0
CM82C-MG	1127C0-12141	IC LARGE Ø 6.0/ Ø 4.4
CM82C-MG	1227C0-12131M	2125 MELF NOZZLE Ø 1.2/ Ø
CM82C-MG	1320C0-11050	FIXED CUTTER
CM82C-MG	1320C0-11060	MOVING CUTTER
CM82C-MG	1227C0-11020	NOZZLE GUIDE



CM85C-MGU		1005 NOZZLE Ø 0.6/ Ø 0.4
CM85C-MGU	W11GA	1608 NOZZLE Ø 0.8/ Ø 0.5
CM85C-MGU	W11HA	2125 NOZZLE Ø 1.2/ Ø 0.9
CM85C-MGU	W11KA	3216 NOZZLE Ø 1.6/ Ø 1.1
CM85C-MGU		IC SMALL Ø 3.0/ Ø 2.2
CM85C-MGU		IC MIDDLE Ø 3.0/ Ø 1.5
CM85C-MGU		FIXED CUTTER
CM85C-MGU		MOVING CUTTER

CM86C-M2	1222C2-11131	1005 NOZZLE Ø 0.6/ Ø 0.4
CM86C-M2	1222C2-11141	1608 NOZZLE Ø 0.9/ Ø 0.7
CM86C-M2	1222C2-11150	2125 NOZZLE Ø 1.3/ Ø 0.9
CM86C-M2	1222C2-11170	3216 NOZZLE Ø 1.8/ Ø 1.4
CM86C-M2	1234C0-11180	IC SMALL Ø 3.0/ Ø 2.3
CM86C-M2	1222C2-11190	IC MIDDLE Ø 4.0/ Ø 3.3
CM86C-M2	1234C0-11200	IC LARGE Ø 6.0/ Ø 4.4
CM86C-M2	1222C2-11170M	2125 MELF NOZZLE Ø 1.3/ Ø
CM86C-M2	1222C2-11133	RUBY NOZZLE (1005) Ø 1.25/ Ø
CM86C-M2	1314C2-11091	FIXED CUTTER
CM86C-M2	1314C2-11201	MOVING CUTTER
CM86C-M2	1222C2-11021	NOZZLE GUIDE

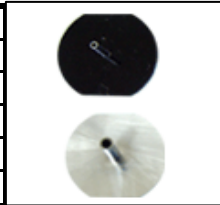


KME

Maschine	Art.Nr.	Konfiguration
CM88C-M	1231C1-101LC0	0603 DIA NOZZLE 0.7/0.4
CM88C-M	1231C1-14010	1005 DIA NOZZLE 1.1/0.6
CM88C-M	1231C1-1401C	1005 CERA NOZZLE Ø 0.6/ Ø
CM88C-M	1231C1-11115 (W13VA)	1005 NOZZLE Ø 0.6/ Ø 0.4
CM88C-M	1231C1-11165 (W13YA)	1608 NOZZLE Ø 0.9/ Ø 0.7
CM88C-M	1231C1-11125 (W13XA)	2125 NOZZLE Ø 1.3/ Ø 0.9
CM88C-M	1231C1-11145 (W13WA)	3216 NOZZLE Ø 1.8/ Ø 1.4
CM88C-M	1231C1-11154 (W13ZA)	IC SMALL Ø 3.0/ Ø 2.2
CM88C-M		IC LARGE Ø 4.0/ Ø 1.5
CM88C-M	1231C1-11135	2125 MELF NOZZLE Ø 1.3/ Ø
CM88C-M		3216 MELF NOZZLE Ø 1.8/ Ø
CM88C-M	1323C0-11050	FIXED CUTTER (OLD)
CM88C-M	1323C0-11062	MOVING CUTTER (OLD)
CM88C-M	130CC0-11050	FIXED CUTTER (NEW)
CM88C-M	130CC0-11060	MOVING CUTTER (NEW)
CM88C-M	130CC0-11050WC	FIXED CUTTER (W.C)
CM88C-M	130CC0-11060WC	MOVING CUTTER (CARBIDE)
CM88C-M	01DJC111483	NOZZLE GUIDE




CM202	A1FQA	110 NOZZLE Ø 0.6/ Ø 0.4
CM202	A1FSA	115 NOZZLE Ø 0.9/ Ø 0.7
CM202	A1FTA	120 NOZZLE Ø 1.3/ Ø 0.9
CM202	A1FUA	130 NOZZLE Ø 2.4/ Ø 1.8
CM202	A1FWA	140 NOZZLE Ø 4.0/ 2.5/ 1.5
CM202	A1FZA	450 NOZZLE Ø 6.0/ 3.0/ 1.5



CM92P-MT	1011C1-19010 (A0OVTA)	19010 NOZZLE Ø 1.3/ Ø 0.95
CM92P-MT	1011C1-19020 (AO1VUA)	19020 NOZZLE Ø 1.3/ Ø 1.0
CM92P-MT	1305C1-12161	FIXED CUTTER
CM92P-MT	1305C1-12021	MOVING CUTTER

CM92P-MX	AOWOA	10010 NOZZLE Ø 12.5/ Ø 10.0
CM92P-MX	WOT9A	10020 NOZZLE Ø 6.0/ Ø 3.0
CM92P-MX	WOTAA	10030 NOZZLE Ø 4.9/ Ø 4.0
CM92P-MX	WOTBA	10040 NOZZLE Ø 12.0/ Ø 11.0



CM95P-MX		21010 NOZZLE Ø 3.5/ Ø 2.0
CM95P-MX		21020 NOZZLE Ø 6.0/ Ø 3.5
CM95P-MX		21030 NOZZLE Ø 8.0/ Ø 3.5
CM95P-MX		21040 NOZZLE Ø 10.0/ Ø 6.0
CM95P-MX		21050 NOZZLE Ø 10.0/ Ø 6.0

CM92/95R-M	WOSTA	11510 NOZZLE Ø 0.8/ Ø 0.5
CM92/95R-M	WOSUA	11520 NOZZLE Ø 1.2/ Ø 0.9
CM92/95R-M	WOSVA	11530 NOZZLE Ø 1.6/ Ø 1.2
CM92/95R-M	WOSWA	11540 NOZZLE Ø 3.0/ Ø 2.3
CM92/95R-M	WOSXA	11550 NOZZLE Ø 4.5/ Ø 3.8
CM92/95R-M	WOSYA	11560 NOZZLE Ø 6.0/ Ø 2.6
CM92/95R-M	WOSZA	11570 NOZZLE Ø 8.0/ Ø 3.5
CM92/95R-M	WOT0A	11580 NOZZLE Ø 10.0/ Ø 6.0
CM92/95R-M	WOT1A	11590 NOZZLE Ø 15.0/ Ø 10.0
CM92/95R-M	WOT2A	11600 NOZZLE Ø 1.3/ Ø 0.5

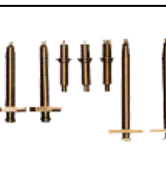
KME

Maschine	Art.Nr.	Konfiguration
CM92/95R-M	WOT3A	11660 NOZZLE Ø 4.5/ Ø 3.8
CM92/95R-M	WOT4A	11670 PAD TYPE NOZZLE Ø 6.0/ Ø 2.6
CM92/95R-M	WOT5A	11680 NOZZLE Ø 8.0/ Ø 1.5
CM92/95R-M	WOT6A	11690 NOZZLE Ø 10.0/ Ø 6.0
CM92/95R-M	WOT7A	11700 NOZZLE Ø 15.0/ Ø 10.0
CM92/95R-M	WOT8A	11710 NOZZLE Ø 10.0/ Ø 6.0
CM92/95R-M		11760 NOZZLE Ø 0.6/ Ø 0.4
CM92/95R-M	1309C511022	FIXED CUTTER
CM92/95R-M	1309C5110141	MOVING CUTTER

CM20F	W1ASA	1001 NOZZLE Ø 1.3/ Ø 0.9
CM20F	W1ATA	1002 NOZZLE Ø 3.0/ Ø 2.2
CM20F	W10YA	1003 NOZZLE Ø 6.0/ Ø 4.0
CM20F	W1AUA	1004 NOZZLE Ø 8.0/ Ø 3.5
CM20F	W1AVA	1005 NOZZLE Ø 10.0/ Ø 6.0



B/D 12S	1020 C0/C3	1608(S) NOZZLE 2D/2S Ø 0.7
B/D 12S	1016 C1/C3	2125(M) NOZZLE 2D/2S Ø 0.8
B/D 12S	1021 C3	3216 NOZZLE 2D/2S Ø 1.0
B/D 12S	1017 C1/C3	IC SMALL 2D/2S Ø 1.2 P=2.0
B/D 12S	1021 C0	IC LARGE 4D/2S Ø 1.2 P=1.5



B/D 30S	10HJCOM000	1608(S) NOZZLE 2D/2S Ø 0.7
B/D 30S	10HKCOM00	2125(M) NOZZLE 2D/2S Ø 0.8
B/D 30S		3216 NOZZLE 2D/2S Ø 1.0
B/D 30S	10HLCOM000	IC SMALL 2D/2S Ø 1.0 P=2.0
B/D 30S	10HFCOM000	IC LARGE 4D/2S Ø 1.2 P=1.5