



Sanyo

Maschine	Art.Nr.	Konfiguration
TCM-60		1608 NOZZLE Ø 1.0/ Ø 0.6
TCM-60		2125 NOZZLE Ø 1.3/ Ø 0.8
TCM-60		3216 NOZZLE Ø 1.7/ Ø 1.0
TCM-60		IC SMALL Ø 3.0/ Ø 1.8
TCM-60		IC MIDDLE Ø 4.0/ Ø 2.5
TCM-60		IC LARGE Ø 6.0/ Ø 5.0
TCM-60		MELF NOZZLE Ø 4.0/ Ø 2.5
TCM-60	6300056280	FIXED CUTTER (CARBIDE)
TCM-60	6300056273	MOVING CUTTER (CARBIDE)
TCM-60	6300005295	FEEDING LEVER
TCM-60		SHAFT ASS`Y
TCM-60		NOZZLE SHAFT
TCM-60		NOZZLE HOLDER
TCM-60		NOZZLE CAP
TCM-60		STROKE BEARING
TCM-60	6300121780	VACUUM LEVER ASSEMBLY
TCM-60	6300007114	VACUUM LEVER
TCM-60	6300006643	VACUUM LEVER PIN
TCM-60	6300011753	FLANGE BEARING
TCM-60	6300121773	ROTATION LEVER ASSEMBLY
TCM-60	6300007107	ROTATION LEVER
TCM-60	6300011760	RADIAL BEARING
TCM-60		CENTERING CHUCK SET (CARBIDE)
TCM-60		CENTERING CHUCK SET (CARBIDE BRAIZING)




TCM-822	6300346695	1005 NOZZLE Ø 0.6/ Ø 0.3
TCM-822	6300322590	1608 NOZZLE Ø 0.9/ Ø 0.6
TCM-822	6300322606	2125 NOZZLE Ø 1.3/ Ø 0.8
TCM-822	6300288604	3216 NOZZLE Ø 1.7/ Ø 1.0
TCM-822	6300298635	IC SMALL Ø 3.0/ Ø 1.8
TCM-822		IC MIDDLE Ø 4.0/ Ø 2.5
TCM-822	6300298628	IC LARGE Ø 6.0/ Ø 4.4
TCM-822	6300310726M	2125 MELF Ø 1.3/ Ø 0.8
TCM-822	6300101713	FIXED CUTTER (CARBIDE)
TCM-822	6300101720	MOVING CUTTER (CARBIDE)
TCM-822	6300312775	CUTTER BASE
TCM-822	6300322125	820, 822 FEEDING LEVER
TCM-822		820, 822 FEEDING LEVER (CARBIDE)
TCM-822		850 FEEDING LEVER
TCM-822		820 NOZZLE SHAFT ASS`Y
TCM-822		820 NOZZLE SHAFT
TCM-822	6300139006	822 NOZZLE SHAFT ASS`Y
TCM-822		822 NOZZLE SHAFT
TCM-822	6300121780	VACUUM LEVER ASSEMBLY
TCM-822	6300121780	VACUUM LEVER
TCM-822	6300006643	VACUUM LEVER PIN
TCM-822	6300011753	FLANGE BEARING
TCM-822	6300121773	ROTATION LEVER ASSEMBLY
TCM-822	6300007107	ROTATION LEVER
TCM-822	6300011760	RADIAL BEARING
TCM-822		VACUUM SPRING SHAFT ASS`Y




Sanyo

Maschine	Art.Nr.	Konfiguration
TCM-822	6300101669	VACUUM SPRING SHAFT
TCM-822	6300010886	HOLDER
TCM-822	6300024074	SPRING
TCM-822	6300033830	O-RING (SMALL)
TCM-822	6300084931	O-RING (LARGE)
TCM-822	6300105728	HEAD REFLECTOR
TCM-822	6300348279	NR BIT
TCM-822	6300341591	N1, N2 BIT





TCM-1000	6300435276	1005 NOZZLE (#81) Ø 0.6/ Ø 0.3
TCM-1000	630043 5269N	1608 NOZZLE (#11) Ø 0.9/ Ø 0.6
TCM-1000	6300434576N	2125 NOZZLE (#71) Ø 1.3/ Ø 0.9
TCM-1000	6300434521N	3216 NOZZLE (#21) Ø 1.6/ Ø 1.1
TCM-1000	6300434545N	IC SMALL (#41) Ø 3.0/ Ø 1.9
TCM-1000	6300434538N	IC LARGE (#31) Ø 6.0/ Ø 4.5
TCM-1000	6300434552MN	MELF SMALL (#51) Ø 1.2/ Ø 0.9
TCM-1000	6300434569MN	MELF LARGE (#61) Ø 2.5/ Ø 1.2
TCM-1000	6300389828	HEAD HOOK
TCM-1000	6300402377	FIXED CUTTER
TCM-1000	6300419849	MOVING CUTTER
TCM-1000	6300438055	CUTTER BASE
TCM-1000		FEEDING LEVER
TCM-1000	6300429107	SQUARE BIT
TCM-1000	6300429091	DISK BIT
TCM-1000	6300388558	BUSH LINEAR
TCM-1000	6300388534	BUSH LINEAR
TCM-1000		BACK UP PIN





TCM-3000	6300833430	0603 DIA NOZZLE (NEU) Ø 0.7/ Ø 0.4
TCM-3000	6300760576	604 DIA NOZZLE (ALT) Ø 1.0/ Ø 0.6
TCM-3000	6300529586	1005 NOZZLE (#81) Ø 0.6/ Ø 0.3
TCM-3000	6300529586DS	1005, 1608 DIA
TCM-3000	6300529586C	1005 NOZZLE (CERA) Ø 0.6/ Ø 0.3
TCM-3000	6300529517	1608 NOZZLE (#11) Ø 0.9/ Ø 0.6
TCM-3000	6300529579	2125 NOZZLE (#71) Ø 1.3/ Ø 0.9
TCM-3000	6300529524	3216 NOZZLE (#21) Ø 1.8/ Ø 1.1
TCM-3000	6300529548	IC SMALL (#41) Ø 3.0/ Ø 2.0
TCM-3000	6300529531	IC LARGE (#31)
TCM-3000	6300671865	MELF SMALL (#52) Ø 1.3/ Ø 0.9
TCM-3000		BODY ASS'Y
TCM-3000	6300473650	HEAD HOOK
TCM-3000	6300709384	FIXED CUTTER
TCM-3000	6300738841	MOVING CUTTER
TCM-3000		FIXED CUTTER
TCM-3000	6300518528	CUTTER BASE
TCM-3000	6300484915	FIXED PLATE
TCM-3000	6300747829	FEEDING LEVER
TCM-3000		NOZZLE JIG
TCM-3000	6300488418	
TCM-3000		BACK UP PIN
TCM-3000		BUSH BALL



Sanyo

Maschine	Art.Nr.	Konfiguration	
TCM-V501		FIXED CUTTER/ MOVING CUTTER	
TCM-V501		NOZZLE HOLDER	
TIM-1000	GA001	Ø 0.55/ Ø 0.35 Black Reflector	
TIM-1000	GA002	Ø 0.8/ Ø 0.5 Black Reflector	
TIM-1000	GA003	Ø 1.3/ Ø 0.8 Black Reflector	
TIM-1000	GA004		
TIM-1000	GA005		
TIM-1000	GA006	Ø 5.0/ Ø 3.0	
TIM-1000	GB002	Ø 0.8/ Ø 0.5	
TIM-1000	GB003	Ø 1.3/ Ø 0.8	
TIM-1000	TA001	Ø 8.0/ Ø 3.0	
TIM-1000	TA002	Ø 12.0/ Ø 8.0 Black Reflector	
TIM-1000	TA003	Ø 20.0/ Ø 8.5	
TIM-1000	GW002	Ø 0.8/ Ø 0.5	
TIM-1000	GW003	Ø 1.3/ Ø 0.8	
TIM-1000		FIXED CUTTER	
TIM-1000		MOVING CUTTER	
TIM-1000		NOZZLE HOLDER	
TIM-1000		BACK UP PIN	
TIM-5000	6300759044	MA04 NOZZLE Ø 1.8/ Ø 1.1	
TIM-5000	6300759051	MA05 NOZZLE Ø 3.0/ Ø 2.0	
TIM-5000	6300759068	MA06 NOZZLE Ø 5.0/ Ø 3.0	
TIM-5000	6300759075	MF01 NOZZLE Ø 8.0/ Ø 3.0	
TIM-5000	MB03	MB03 NOZZLE Ø 1.3/ Ø 0.9/ Ø 0.86	
TIM-5000		ME02 NOZZLE Ø 4.1/ Ø 1.3	
TIM-5000	MF02	MF02 NOZZLE Ø 12.0/ Ø 8.0	
TIM-5000	MV03	MV03 NOZZLE Ø 1.3/ Ø 0.9	
TIM-5000		SE01 NOZZLE (4)	
TIM-5000		SF03 NOZZLE (18/15)	
TIM-5000		SG03 NOZZLE (5.4/1)	
TIM-5000		SG25 NOZZLE (9/1.8)	
TIM-5000		SG39 NOZZLE (8/4.8)	
TIM-5000		SG51 NOZZLE (9/1.4)	
TIM-5000		SG52 NOZZLE (7/1.4)	
TIM-5000		SG65 NOZZLE (8/3)	
TIM-5000		SG92 NOZZLE (5.8/2.2)	
TIM-5000		ST14 NOZZLE (8/5)	
TIM-5000		ST28 NOZZLE (8/2)	
TIM-5000		ST30 NOZZLE (18/3.7)	
TIM-5000		ST32 NOZZLE (12/1.9)	
TIM-5000		ST46 NOZZLE (18/7)	
TIM-5000		GZ03 NOZZLE (4/1)	
TDM-60	6300526837	1608 NOZZLE Ø 0.7/ Ø 0.4 P=0.8	
TDM-60	6300512915	2125 NOZZLE Ø 0.8/ Ø 0.5 P=1.0	
TDM-60		3216 NOZZLE Ø 1.0/ Ø 0.7 P=1.2	
TDM-60		IC SMAL Ø 1.2/ Ø 0.8 P=2.0	
TDM-60	6300513165	IC LARGE Ø 1.5/ Ø 1.2 P=1.8	

Sanyo

Maschine	Art.Nr.	Konfiguration	
TDM-1000	6400406627	1608 NOZZLE Ø 0.7/ Ø 0.4 P=0.8	
TDM-1000	6400406641	2125 NOZZLE Ø 0.8/ Ø 0.5 P=1.0	
TDM-1000		3216 NOZZLE Ø 1.0/ Ø 0.7 P=1.2	
TDM-1000		IC SMALL Ø 1.2/ Ø 0.8 P=2.0	
TDM-1000		IC LARGE Ø 1.5/ Ø 1.2 P=1.8	
TDM-1000		HOLDER ASS'Y	
TDM-1000		HOLDER	
TDM-1000		HOLDER CAP	
TDM-3000	6300681314	1608 NOZZLE Ø 0.7/ Ø 0.4 P=0.8	
TDM-3000		2125 NOZZLE Ø 0.8/ Ø 0.5 P=1.0	
TDM-3000		3216 NOZZLE Ø 1.0/ Ø 0.7 P=1.2	
TDM-3000		IC SMALL Ø 1.2/ Ø 0.8 P=2.0	
TDM-3000		IC LARGE	